



Location: ACL1 - City Hall

Report on 24-hour TSP monitoring

Action Level ($\mu\text{g}/\text{m}^3$) - 163

Limit Level ($\mu\text{g}/\text{m}^3$) - 260

Date	Sampling Time	Weather Condition	Filter paper no.	Filter Weight, g		Elapse Time, hr		Sampling Time, hr	Flow Rate, m^3/min			Total Volume, m^3	TSP Level, $\mu\text{g}/\text{m}^3$
				Initial	Final	Initial	Final		Initial, Q_{si}	Final, Q_{sf}	Average		
1-Dec-16	8:00	Fine	18297	2.6617	2.7678	1201.04	1225.04	24.00	0.91	0.91	0.91	1316	80.6
7-Dec-16	8:00	Cloudy	18123	2.7029	2.9446	1228.04	1252.04	24.00	1.04	1.04	1.04	1502	161.0
13-Dec-16	8:00	Cloudy	18245	2.6839	2.8610	1255.04	1279.04	24.00	1.03	1.04	1.04	1493	118.7
19-Dec-16	8:00	Fine	18121	2.7009	2.8013	1282.04	1306.04	24.00	1.04	1.04	1.04	1499	67.0
23-Dec-16	8:00	Cloudy	18110	2.7260	2.8485	1309.04	1333.04	24.00	1.04	1.05	1.04	1504	81.4
28-Dec-16	8:00	Cloudy	18634	2.6306	2.7043	1336.04	1360.04	24.00	0.99	0.99	0.99	1427	51.7

Report on 1-hour TSP monitoring

Action Level ($\mu\text{g}/\text{m}^3$) - 460

Limit Level ($\mu\text{g}/\text{m}^3$) - 500

Date	Sampling Time	Weather Condition	Filter paper no.	Filter Weight, g		Elapse Time, hr		Sampling Time, hr	Flow Rate, m^3/min			Total Volume, m^3	TSP Level, $\mu\text{g}/\text{m}^3$
				Initial	Final	Initial	Final		Initial, Q_{si}	Final, Q_{sf}	Average		
2-Dec-16	8:15	Fine	18126	2.7310	2.7321	1225.04	1226.04	1.00	0.91	0.91	0.91	55	20.1
2-Dec-16	9:17	Fine	18125	2.7190	2.7202	1226.04	1227.04	1.00	0.91	0.91	0.91	55	21.9
2-Dec-16	10:19	Fine	18124	2.6975	2.6985	1227.04	1228.04	1.00	0.91	0.91	0.91	55	18.3
8-Dec-16	8:15	Fine	18248	2.7013	2.7031	1252.04	1253.04	1.00	0.91	0.91	0.91	55	32.8
8-Dec-16	9:17	Fine	18247	2.6768	2.6783	1253.04	1254.04	1.00	0.91	0.91	0.91	55	27.4
8-Dec-16	10:19	Fine	18246	2.6660	2.6684	1254.04	1255.04	1.00	0.91	0.91	0.91	55	43.8
14-Dec-16	8:02	Cloudy	18276	2.6450	2.6490	1279.04	1280.04	1.00	1.04	1.04	1.04	62	64.1
14-Dec-16	9:17	Cloudy	18273	2.6411	2.6461	1280.04	1281.04	1.00	0.97	0.97	0.97	58	85.5
14-Dec-16	10:19	Cloudy	18269	2.6567	2.6676	1281.04	1282.04	1.00	1.04	1.04	1.04	62	174.7
20-Dec-16	8:10	Fine	18107	2.7014	2.7068	1306.04	1307.04	1.00	1.04	1.04	1.04	62	86.6
20-Dec-16	9:15	Fine	18116	2.7376	2.7439	1307.04	1308.04	1.00	1.04	1.04	1.04	62	101.1
20-Dec-16	11:00	Fine	18113	2.7115	2.7174	1308.04	1309.04	1.00	1.04	1.04	1.04	62	94.6
24-Dec-16	8:03	Cloudy	17789	2.7542	2.7595	1333.04	1334.04	1.00	1.05	1.05	1.05	63	84.4
24-Dec-16	9:17	Cloudy	18640	2.6339	2.6370	1334.04	1335.04	1.00	1.05	1.05	1.05	63	49.4
24-Dec-16	10:19	Cloudy	18637	2.6170	2.6189	1335.04	1336.04	1.00	0.92	0.92	0.92	55	34.5
29-Dec-16	8:05	Cloudy	18675	2.6922	2.6933	1360.04	1361.04	1.00	1.05	1.05	1.05	63	17.4
29-Dec-16	9:17	Cloudy	18672	2.6698	2.6733	1361.04	1362.04	1.00	1.02	1.02	1.02	61	57.1
29-Dec-16	10:19	Cloudy	18669	2.7247	2.7315	1362.04	1363.04	1.00	1.05	1.05	1.05	63	107.5



Location: ACL2a - Contractor HK/2012/08 Site office

Report on 24-hour TSP monitoring
 Action Level ($\mu\text{g}/\text{m}^3$) - 187.3
 Limit Level ($\mu\text{g}/\text{m}^3$) - 260

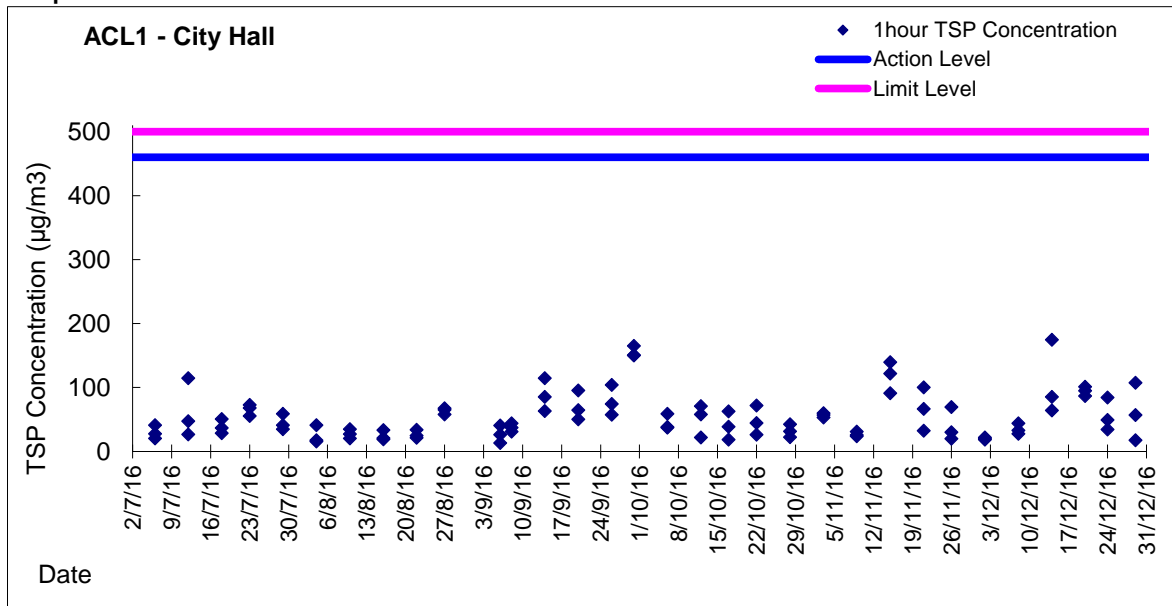
Date	Sampling Time	Weather Condition	Filter paper no.	Filter Weight, g		Elapse Time, hr		Sampling Time, hr	Flow Rate, m^3/min			Total Volume, m^3	TSP Level, $\mu\text{g}/\text{m}^3$
				Initial	Final	Initial	Final		Initial, Q_{si}	Final, Q_{sf}	Average		
1-Dec-16	8:00	Fine	18161	2.6471	2.7965	6372.75	6396.75	24.00	1.14	1.14	1.14	1642	91.0
7-Dec-16	8:00	Cloudy	18257	2.6600	2.8832	6399.75	6423.75	24.00	1.14	1.14	1.14	1641	136.0
13-Dec-16	8:00	Cloudy	18145	2.6737	2.8551	6426.75	6450.75	24.00	1.13	1.14	1.13	1633	111.1
19-Dec-16	8:00	Fine	18170	2.6861	2.8288	6453.75	6477.75	24.00	1.14	1.14	1.14	1639	87.1
23-Dec-16	8:00	Cloudy	18445	2.8338	2.9217	6480.75	6504.75	24.00	1.08	1.08	1.08	1557	56.4
28-Dec-16	8:00	Cloudy	18658	2.6381	2.7504	6507.77	6531.77	24.00	1.09	1.09	1.09	1571	71.5

Report on 1-hour TSP monitoring
 Action Level ($\mu\text{g}/\text{m}^3$) - 300.1
 Limit Level ($\mu\text{g}/\text{m}^3$) - 500

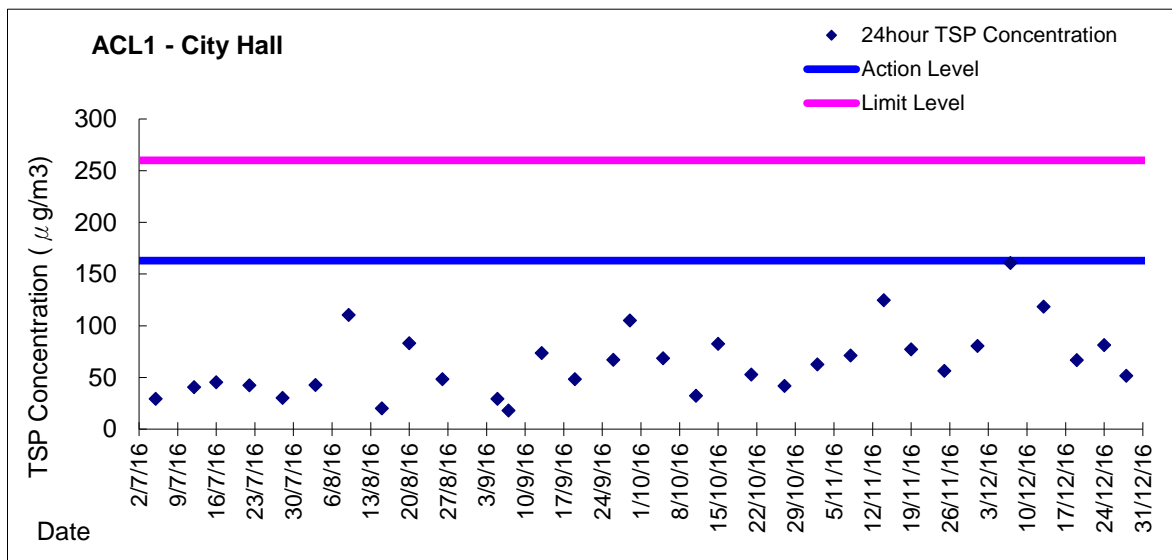
Date	Sampling Time	Weather Condition	Filter paper no.	Filter Weight, g		Elapse Time, hr		Sampling Time, hr	Flow Rate, m^3/min			Total Volume, m^3	TSP Level, $\mu\text{g}/\text{m}^3$
				Initial	Final	Initial	Final		Initial, Q_{si}	Final, Q_{sf}	Average		
2-Dec-16	8:15	Fine	18089	2.7841	2.7923	6396.75	6397.75	1.00	1.08	1.08	1.08	65	126.5
2-Dec-16	9:30	Fine	18340	2.6847	2.6926	6397.75	6398.75	1.00	1.08	1.08	1.08	65	121.9
2-Dec-16	11:00	Fine	18836	2.6722	2.6787	6398.75	6399.75	1.00	1.08	1.08	1.08	65	100.3
8-Dec-16	8:05	Fine	18393	2.6489	2.6587	6423.75	6424.75	1.00	1.14	1.14	1.14	68	143.3
8-Dec-16	9:20	Fine	18151	2.6966	2.7069	6424.75	6425.75	1.00	1.14	1.14	1.14	68	150.6
8-Dec-16	10:45	Fine	18148	2.6860	2.6930	6425.75	6426.75	1.00	1.14	1.14	1.14	68	102.3
14-Dec-16	8:10	Cloudy	18545	2.8044	2.8118	6450.75	6451.75	1.00	1.14	1.14	1.14	68	108.5
14-Dec-16	9:20	Cloudy	18547	2.8083	2.8175	6451.75	6452.75	1.00	1.14	1.14	1.14	68	134.9
14-Dec-16	10:40	Cloudy	18541	2.7937	2.8047	6452.75	6453.75	1.00	1.14	1.14	1.14	68	161.2
20-Dec-16	8:10	Fine	18266	2.6797	2.6838	6477.75	6478.75	1.00	1.08	1.08	1.08	65	63.5
20-Dec-16	10:32	Fine	17786	2.7450	2.7500	6478.75	6479.75	1.00	1.08	1.08	1.08	65	77.4
20-Dec-16	13:00	Fine	18438	2.8295	2.8397	6479.75	6480.75	1.00	1.08	1.08	1.08	65	157.9
24-Dec-16	8:05	Cloudy	16582	2.8600	2.8661	6504.75	6505.75	1.00	1.08	1.08	1.08	65	93.8
24-Dec-16	9:25	Cloudy	16575	2.8505	2.8563	6505.75	6506.75	1.00	1.08	1.08	1.08	65	89.2
24-Dec-16	10:30	Cloudy	18632	2.6405	2.6454	6506.75	6507.75	1.00	1.08	1.08	1.08	65	75.4
29-Dec-16	8:05	Cloudy	18382	2.6595	2.6617	6531.77	6532.77	1.00	1.09	1.09	1.09	65	33.6
29-Dec-16	9:25	Cloudy	18468	2.8319	2.8335	6532.77	6533.77	1.00	1.09	1.09	1.09	65	24.5
29-Dec-16	10:40	Cloudy	18465	2.8476	2.8523	6533.77	6534.77	1.00	1.09	1.09	1.09	65	71.9



Graphic Presentation of 1 hour TSP Result

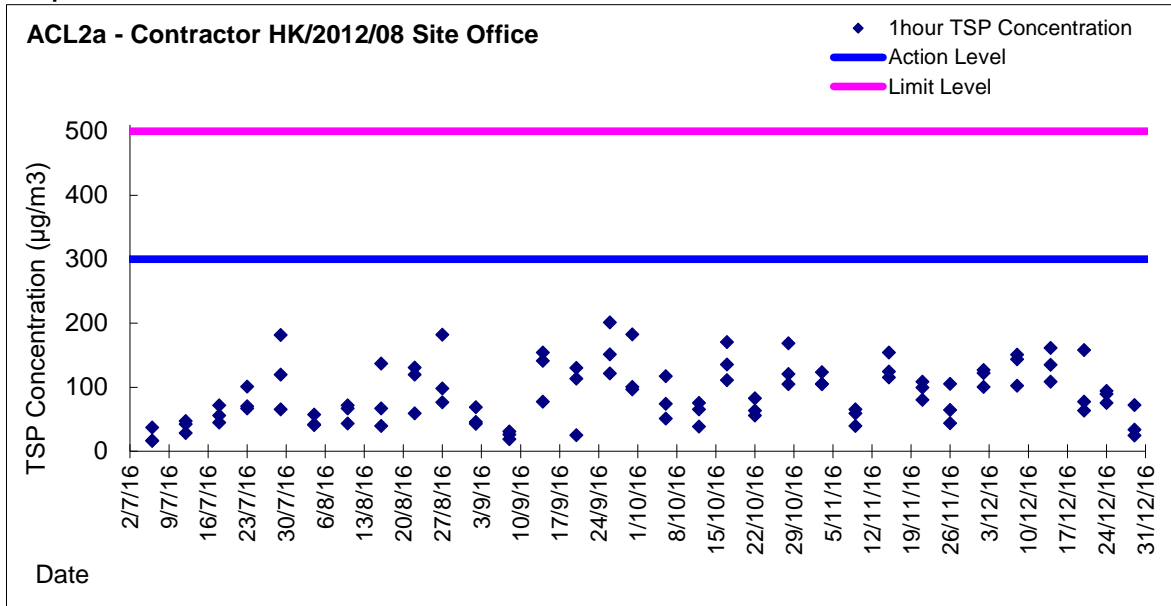


Graphic Presentation of 24 hour TSP Result





Graphic Presentation of 1 hour TSP Result



Graphic Presentation of 24 hour TSP Result

